


Change from Type k to C (high temperatures) or vice versa




Press  to enter menu

Press  until ACCS List appears



Press  to enter

*CodeE* appears and asks for password

password is 1 therefore press  once


Wait until *PASS* appears


Press  to enter *Goto* menu and then  until *conf* appears in the submenu.


Enter with  and password is asked. Password is 2 (therefore press  twice)

Wait until *PASS* appears


Press  to enter menu


Press  until *iP Conf* appears

Enter with  now you can read *k.tc* in the submenu.

Press  until *C tc* appears

Wait until it blinks to save this configuration

Press  several times to go from *iP Conf* to *Exit no*

Press  to change to YES and wait

The PID controller switches off and on again to save the new settings – you were successful.